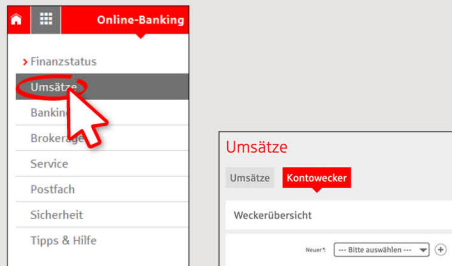


# Account alarm: Configure in just a few steps

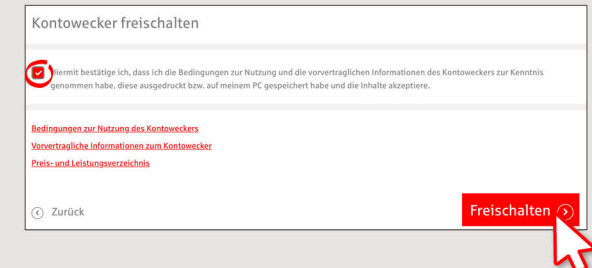
- 1** Log on to online banking. The alarm option is available under **“online banking”** → **turnover (“Umsätze”)**.



- 2** For initial configuration, you must enable the account alarm option. Tap **enable (“Zur Freischaltung”)**.



- 3** Use the checkbox to confirm you have read the legal information and documents. Tap **enable (“Freischalten”)** and confirm activation by entering your TAN.



- 4** These account alarms are available:

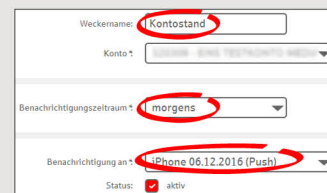


To configure a new alarm, select an alarm type from the list and click on **“+”**.

- 5a** How to set an account balance alarm: Enter a name for the alarm. Select the account for which you wish to set an alarm and enter a notification period.

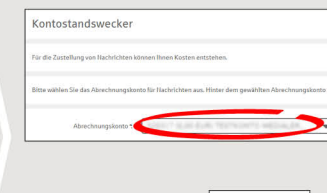
Select an existing email address or push notification\* using **Notification to (“Benachrichtigung an”)**. If you wish to create a new recipient address (email or push notification), tap **“+”**.

If you have just created the required recipient address or if it already exists, select it from the list and tap **Next (“Weiter”)**.

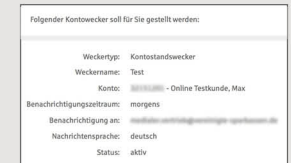


\*Push notification: A message that is sent to you via the Sparkassen app.

- 5b** Select an account for the notifications.



- 5c** Check the details and activate the account alarm by tapping **Set alarm (“Wecker stellen”)**.



## DO YOU HAVE ANY QUESTIONS?

Central service call number: You can contact us under **08721/1200-0 Mon – Fri from 8 am – 7 pm**. Further information about online banking can be found at: [www.spk-ri.de/banking](http://www.spk-ri.de/banking)

## YOU CAN ALSO CONTACT US AT:

**Direct consulting**  
Text chat: [www.spk-ri.de/chat](http://www.spk-ri.de/chat)  
Service hours: **Mon – Fri from 8:30 am – 4:30 pm**

**Online banking support for private customers**  
Telephone: **08721/1200-7455**  
Available: **Mon – Fri 8 am – 4.30 pm**

## OUR DEPARTMENTS:

[www.spk-ri.de/filialsuche](http://www.spk-ri.de/filialsuche)  
Our consultation times by appointment:  
**Mon – Fri 8 am – 8 pm**

# Account alarm: Configure in just a few steps


**6 How to set an turnover alarm:**  
 Select **turnover alarm** (“Umsatzwecker”) from the list. Enter a name for the alarm and the required details. Follow steps 5a to 5c.

**7 How to set a limit alarm:**  
 Select **limit alarm** (“Limitwecker”) from the list (see step 4). Enter a name for the limit alarm and the required details. Follow steps 5a to 5c.

**8 The alarm overview (Weckerübersicht) allows you to edit and delete your alarms as required.**

Konto 8888888 - Online Testkunde, Max			
Name	Typ	Adresse	Status
umsatz	Umsatzwecker	max@online-testkunde.de	Nicht aktiv
Gehalt	Umsatzwecker	*****0744	aktiv
Dispo	Limitwecker	max@online-testkunde.de	aktiv

*View details*  
*Edit*  
*Delete*



**DO YOU HAVE ANY QUESTIONS?**

Central service call number: You can contact us under **08721/1200-0 Mon – Fri from 8 am – 7 pm**. Further information about online banking can be found at: [www.spk-ri.de/banking](http://www.spk-ri.de/banking)

**YOU CAN ALSO CONTACT US AT:**

**Direct consulting**  
 Text chat: [www.spk-ri.de/chat](http://www.spk-ri.de/chat)  
 Service hours: Mon–Fri from 8:30 am – 4:30 pm

**Online banking support for private customers**  
 Telephone: 08721/1200-7455  
 Available: Mon – Fri 8 am – 4.30 pm

**OUR DEPARTMENTS:**

[www.spk-ri.de/filialsuche](http://www.spk-ri.de/filialsuche)  
 Our consultation times by appointment:  
 Mon – Fri 8 am – 8 pm